

Introducing

Air Brake™

Advanced Technical Training

Interactive E-Board

Advanced Technical and Diagnostic Teaching Resources for Professional Air Brake Instructors

Tractor-Trailer Edition

A Comprehensive “Tractor-Trailer” Air Brake Teaching Resource for Professional Heavy Vehicle Service Instructors



100-page Instructor's Reference and Presentation Guide and Multimedia Presentation Containing 45 Air Brake Circuit and Component Animations.

AIR BRAKE *Interactive* “Tractor-Trailer”

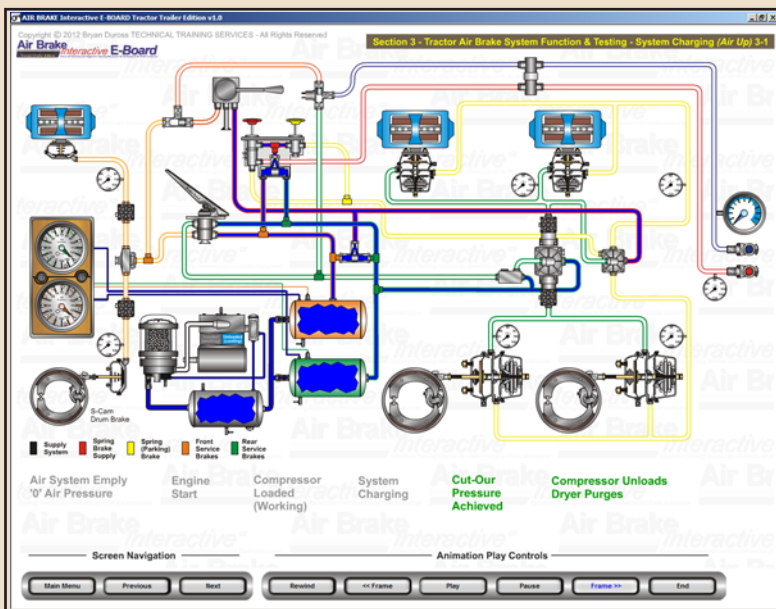
DESIGNED FOR INSTRUCTORS, teaching advanced tractor-trailer air brake system and component operation and diagnostics.

YOUR STUDENTS will see and learn how air is compressed, stored and delivered to the various tractor sub-systems and how the valves in each sub-system function when the service brakes and spring brakes are applied and released. They will also **SEE** exactly how trailer supply/emergency and trailer service brake systems function!

VISUAL LEARNING AT ITS BEST with state-of-the-art technical/mechanical MULTIMEDIA animations that show exactly **how** the circuits and components of a full tractor-trailer air brake system function!

Enhancing the learning experience by
Making the invisible VISIBLE!

A Complete Air Brake Board - On Your Computer !



- Fully functional, fully animated MULTIMEDIA electronic tractor and trailer air brake systems
- Detailed animations illustrate the function of all major air brake circuits and components
- Full instructor control of animation playback
- Visual ZOOM feature allows close-up look at the function of any circuit or component
- Transportable onto your notebook computer or portable storage-drive device

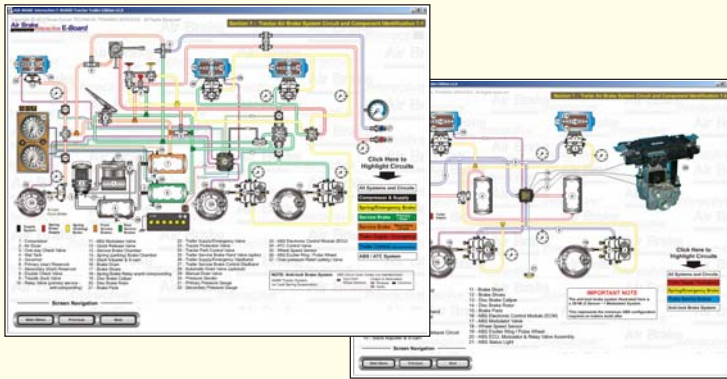
Developed and Designed for use in conjunction with:
AIR BRAKE *Interactive* Classroom Edition Level 1

AIR BRAKE *Interactive* Tractor-Trailer Edition

Includes the following Modules, System and Component Animations, and Scenarios:

Module 1


Introduction to Tractor-Trailer Air Brake Systems



In Module 1, students will learn to identify individual tractor and trailer air brake sub-systems and their related components.

Module 2

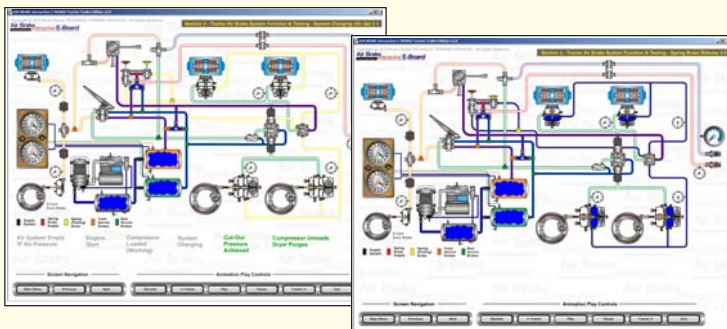
Supply System Air Dryer Configurations and Function



In Module 2, students will learn to identify common compressor, governor and air dryer supply system configurations and see how these systems and the governor actually function.

Module 3

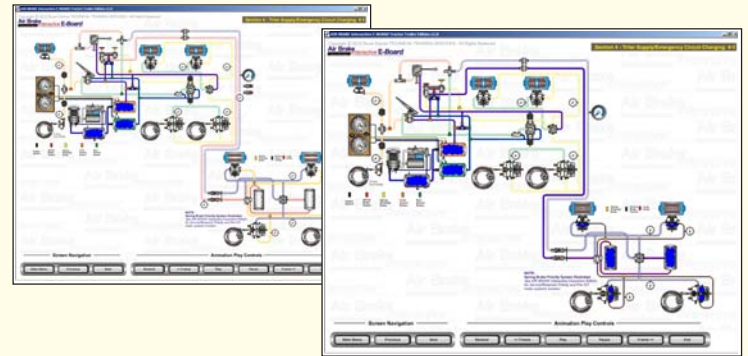
Tractor Air Brake System Function & Testing



In Module 3, students will study and learn how a complete tractor air brake system functions, including air-up, the release of the spring brakes, application and release of the service brakes and the function of an anti-compounding circuit.

Module 4

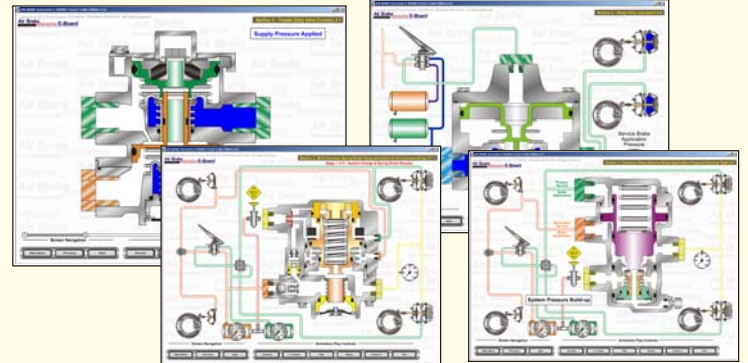
Trailer Air Brake System Function & Testing



In Module 4, students will see and learn how a typical modern trailer air brake system functions, including trailer air-up, the release of the spring brakes and the application and release of the trailer service brakes.

Module 5

Common Valves and System Variables



In Module 5, students will study and see how a variety of common air brake system control valves function, including a treadle valve, quick release valves, relay valves, spring brake relay valves and combination relay/inversion valves.

Module 6

System Failure Scenarios

Module 6 demonstrates in full animation the causes and results of the following air brake system failure scenarios. A thorough understanding of these potential failures is crucial to a technician's ability to rapidly and effectively identify and correct air brake system function and performance problems.

- Primary Reservoir Failure
- Primary Signal Air Circuit Failure
- Spring Brake Chamber Shuttle O-Ring Failure
- Frozen / Plugged Reservoir Sensing Line
- Air Dryer One-way Check Valve Leaking
- Air Dryer Purge Valve - Leaking or Frozen Open
- Compressor Discharge Line Plugged
- Technical Error (reversed treadle input lines)

For further information or to arrange for a no-obligation live, on-line demonstration of any or all of our AIR BRAKE *Interactive* or E-Board programs, please contact, **Authorized Agent:**

WRENN CONSULTING

EDUCATIONAL SOFTWARE AND HARDWARE

20897 E Colonial Trail Hwy, Blackstone, VA 23824

Telephone: (434) 292-7002

E-Mail: harlan.wrenn@wrennconsulting.com

Telephone: **Harlan Wrenn**

(434) 292-7002

E-Mail: harlan.wrenn@wrennconsulting.com

Website: www.airbrakeinteractive.com